

EXAMPLE 6

Keyword, Subject Heading Search

Objectives

1. Construct a search strategy that contains subject headings and key words when appropriate subheadings are not available.
2. Determine if the full-text version of an item is available.
3. Explain how items not owned locally can be obtained from interlibrary loan.

Scenario

I have to write a paper about slipping and falling on ice in the winter. The paper isn't about ice-skating or accidents related to ice-skating.

Search Process

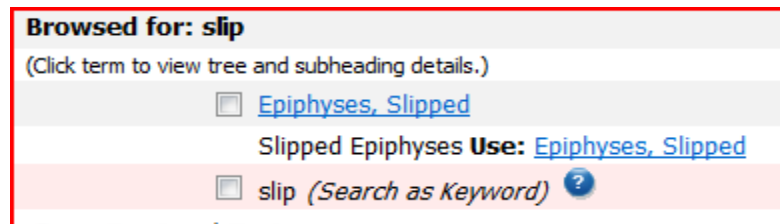
STEP 1: First take your information need and create a search statement about it.

"I need to find articles about people slipping and falling on the ice in the winter, but not ice-skating."

STEP 2: Identify the important concepts in your search

"Slipping or falling" and "Ice".

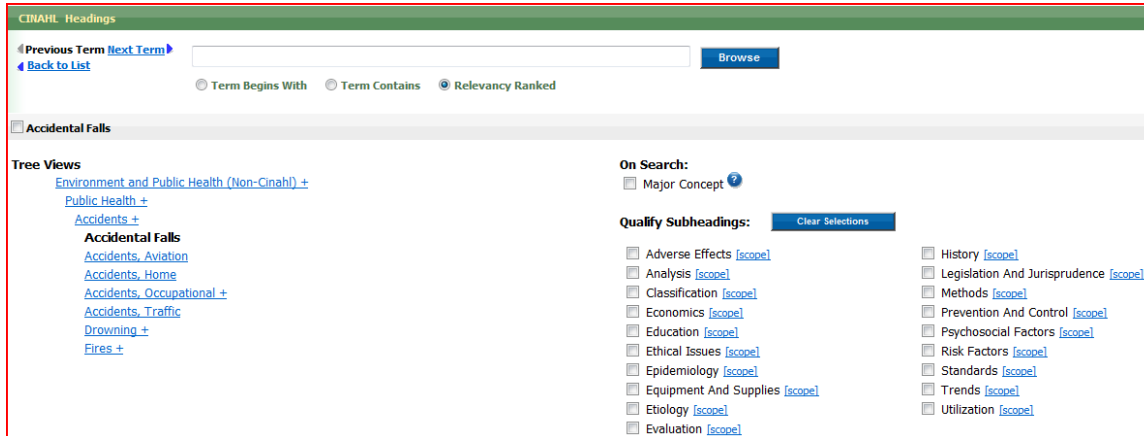
STEP 3:



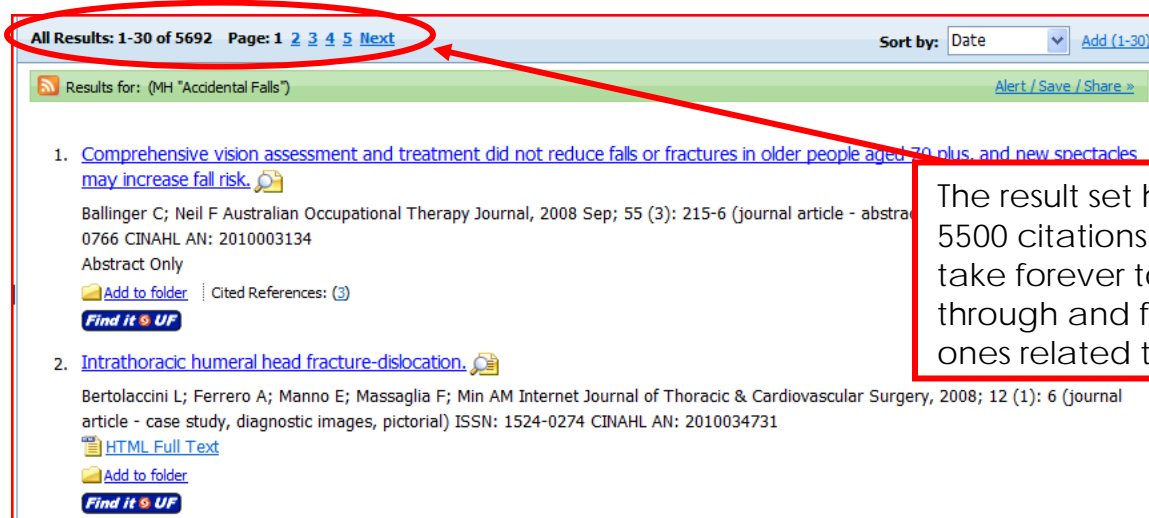
If you search "slip", or "slips" or "slipping", you will see that it maps to "Slipped Epiphyses", a bone disease. That's not the concept that you are looking for.

CINAHL Tutorial
University of Florida Health Science Center Library

If you type "fall" or "falls" or "falling", however, the words map to the subject heading "Accidental Falls". Click on "Accidental Falls" to view the complete **CINAHL Heading**. There are no relevant Qualify Subheadings so click in the box in front of "Accidental Falls" and then the search button to run the search.



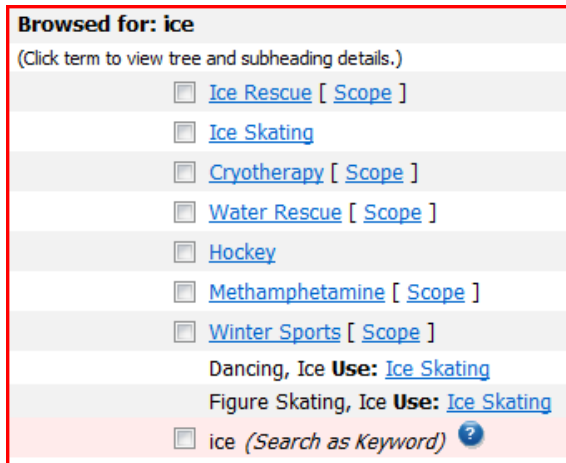
Here are the results of the search: more than 5,000 citations about all types of accidental falls. There are definitely too many to go through to find the ones about slipping on ice.



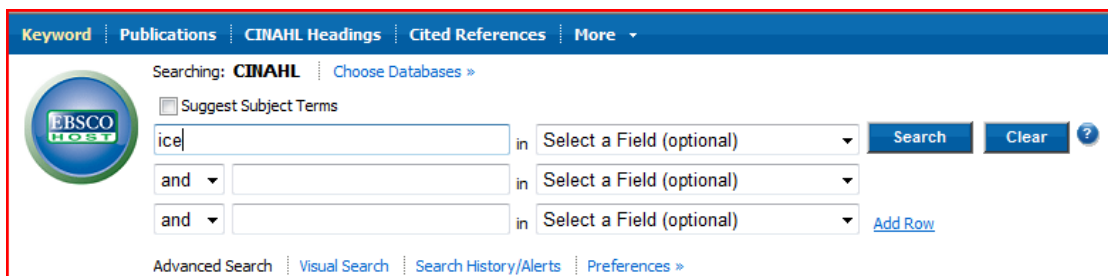
CINAHL Tutorial
University of Florida Health Science Center Library

Next do a CINAHL Headings Search for the term “ice” to add that concept to the search.

None of the terms are appropriate for the concept of ice. To include this concept “ice” must be searched as a **text** or **key word**.



Enter the word “ice” in the default search screen as shown below.



The text or key word search of “ice” identifies over 1,000 citations but they are not all about accidental slips or falls. The next step is to join the two searches together in the **Search History / Alerts** section. Click in the boxes of the searches that you wish to join. Then select the correct Boolean operator, in this case **AND**, then click on **Add** to put the searches in the search box, and click on the search button.

CINAHL Tutorial
University of Florida Health Science Center Library

Add to Search	Search ID#	Search Terms
<input checked="" type="checkbox"/>	S2	ice
<input checked="" type="checkbox"/>	S1	(MH "Accidental Falls")

Combining the two searches (accidental falls AND ice) identifies 12 citations that include the two concepts.

Click on the Add to folder icon  to collect citations of interest for printing, saving, emailing or exporting to bibliographic database software.

If you were interested in viewing the full text of #5, click on the **Find it at UF** button, which will conduct a search of the E-Journal Locator to determine if UF has access to the material electronically.

5. [A simple gait-stabilizing device reduces outdoor falls and nonserious injurious falls in fall-prone older people during the winter.](#) 
(includes abstract); McKiernan FE Journal of the American Geriatrics Society, 2005 Jun; 53 (6): 943-7 (journal article - pictorial, research, tables/charts) ISSN: 0002-8614 PMID: 15935015 CINAHL AN: 2009007269
Abstract Only
 [Add to folder](#)
 [Find It @ UF](#)

6. [After the fall: women's views of fractures in relation to bone health at midlife.](#) 
(includes abstract); Meadows LM; Mrkonjic LA; Petersen KMA; Lagendyk LE Women & Health, 2004; 39 (2): 47-62 (journal article - research) ISSN: 0363-0242 PMID: 15130861 CINAHL AN: 2004202515
Abstract Only
 [Add to folder](#) | Cited References: (64)
 [Find It @ UF](#)

Sometimes UF will not own the material and it is an article or book that you really need. Then it is necessary to order the article via interlibrary loan. To order materials go to the UF HSC Library home page and click on **Service Forms**, select **Form UF Patron** and complete the online form.

CINAHL Tutorial
University of Florida Health Science Center Library

DOCUMENT DELIVERY / INTERLIBRARY LOAN Online Request Form for UF Patrons ONLY	Phone 352.273.8447 Fax 352.392.6803 Fax #2 352.392.4164 Email Questions
JOURNAL REQUEST One request per form. All required information must be filled out completely.	Today's Date mo/day/yr 10/15/2008
Journal Title (SO) <input type="text"/>	
Volume <input type="text"/> Issue <input type="text"/> Year <input type="text"/> Page Numbers <input type="text"/>	
Author(s) of Article <input type="text"/>	
Article Title(TI) <input type="text"/>	
Where Citation was Found or PubMed PMID# <input type="text"/>	
NOT Needed After This Date <input type="text"/>	
English Language Only? Yes <input checked="" type="radio"/> No <input type="radio"/>	
This edition Only? Yes <input checked="" type="radio"/> No <input type="radio"/>	
I am a UF: Faculty <input type="radio"/> Faculty Affiliate <input type="radio"/> Staff <input type="radio"/> Student <input type="radio"/>	

To receive articles or book chapters electronically, select Web PDF for delivery method and select personal invoice for payment method. There is a \$5.00 charge for this service. Delivery time for material varies depending upon how quickly the lending library sends it and the method of delivery.